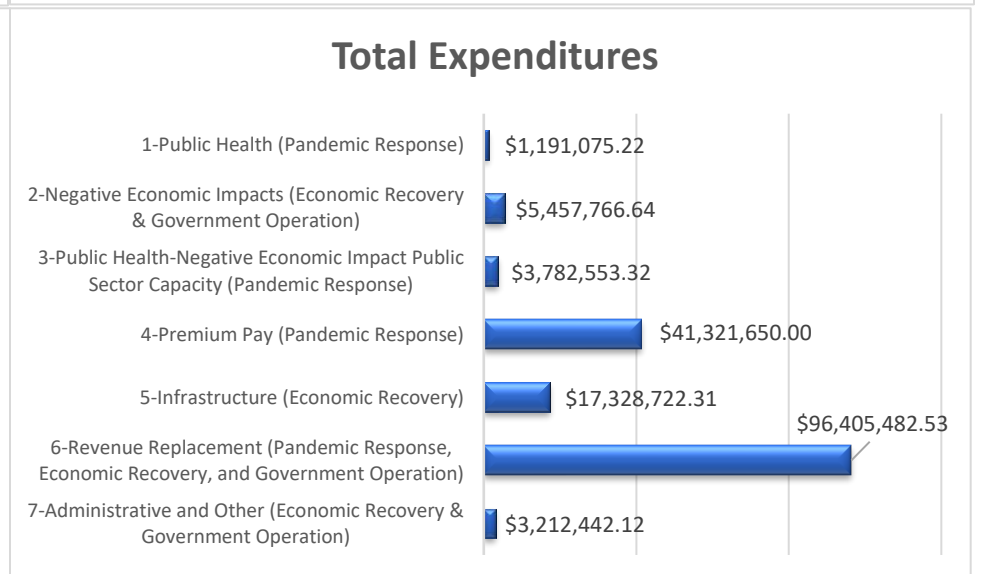
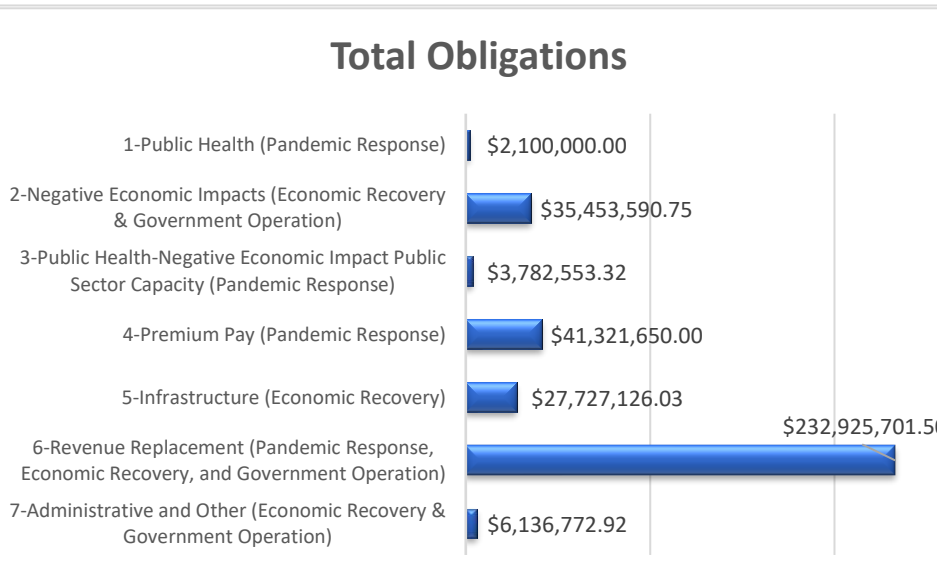
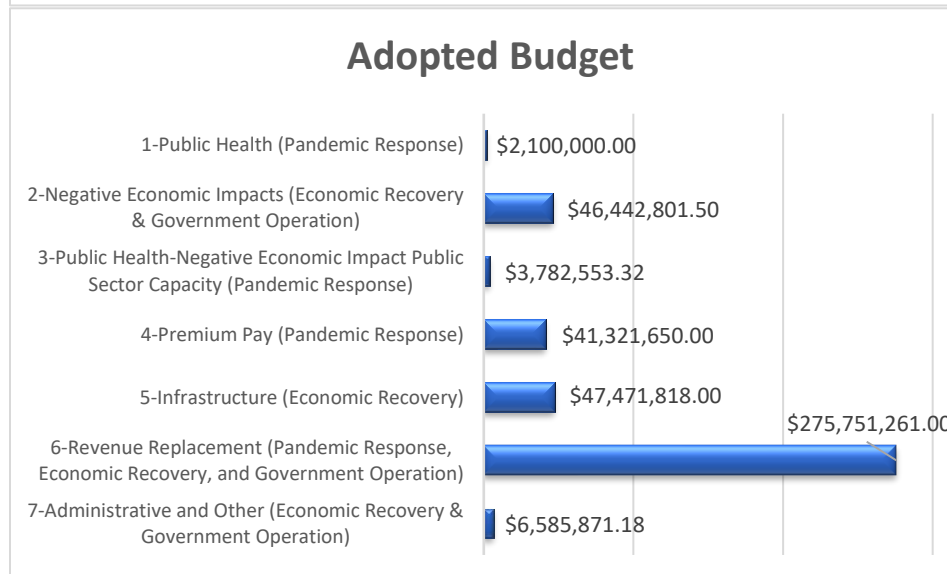
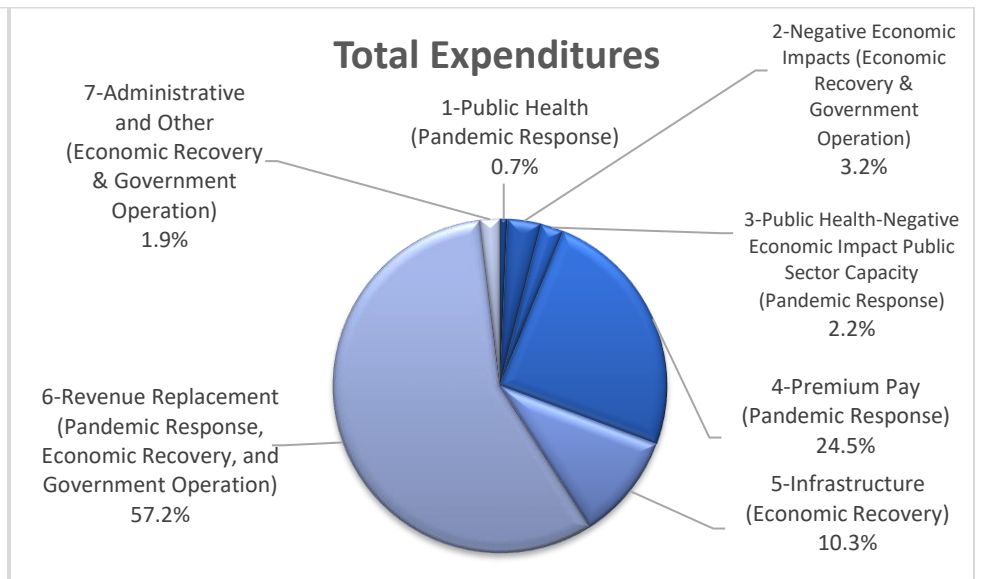
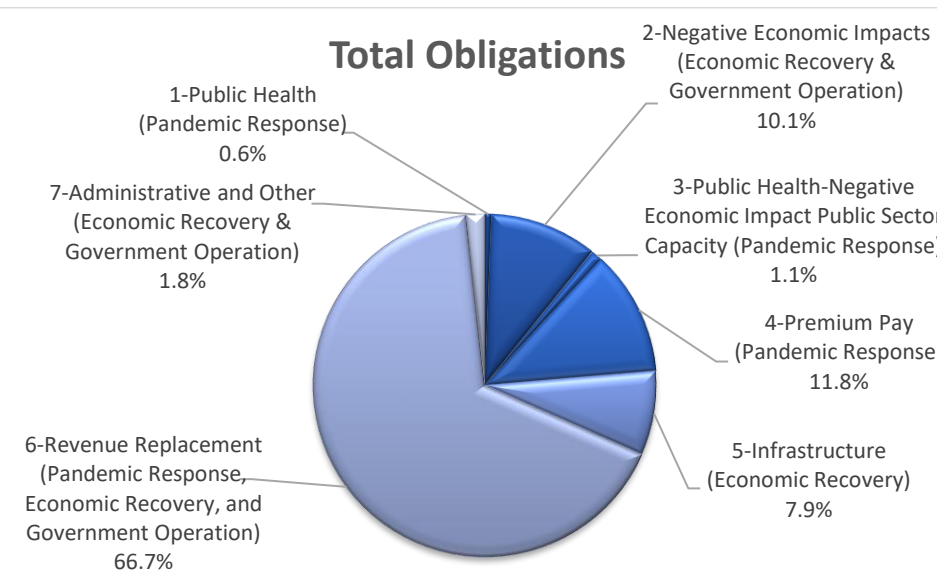
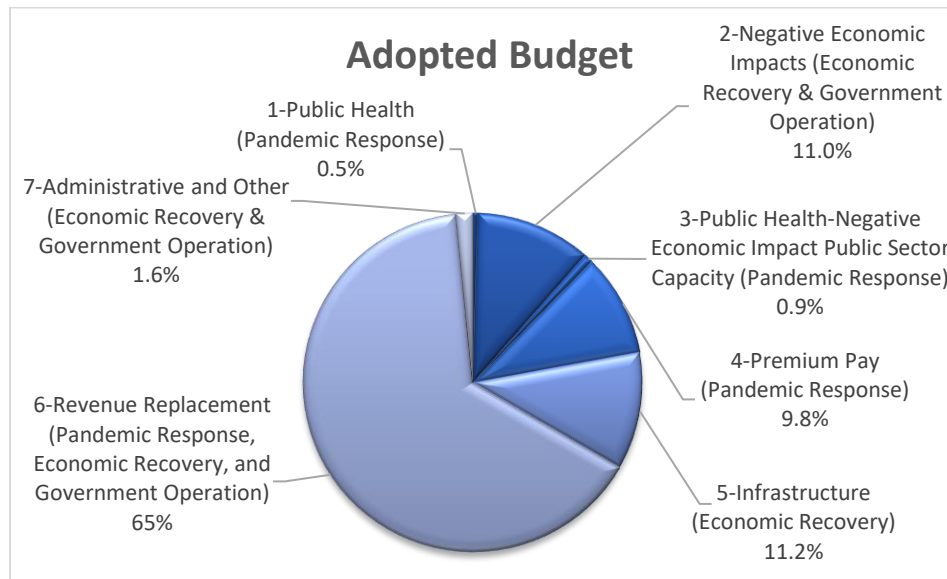


# San Bernardino County - American Rescue Plan Act Quarterly Project and Expenditure Report to U.S. Treasury

## Report 12 (Quarter 3) – July 1, 2024 – September 30, 2024:

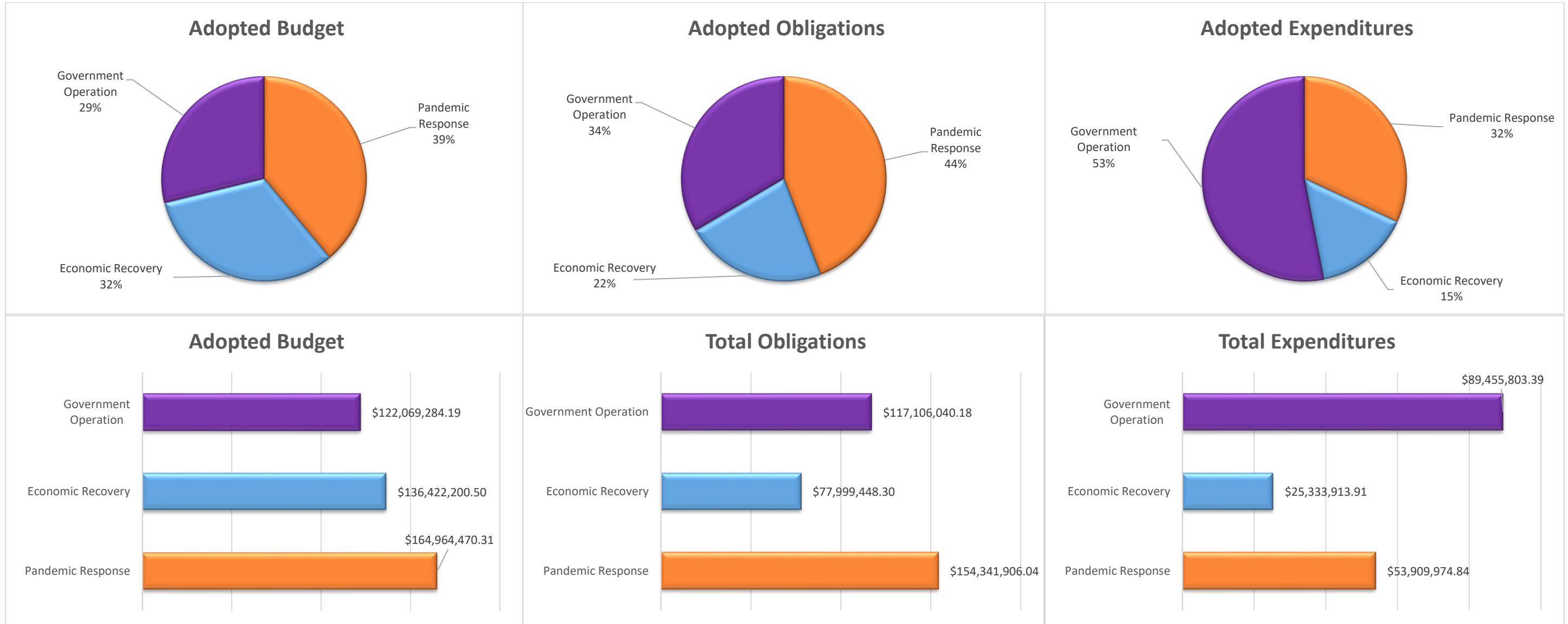
- Total Number of Projects: 98
- Adopted Budget: \$423,455,955.00
- Total Obligations: \$349,447,394.52
- Total Expenditure: \$168,699,692.14

Project Expenditure Category Group	Adopted Budget	Total Obligations	Total Expenditures
1-Public Health (Pandemic Response)	\$ 2,100,000.00	\$ 2,100,000.00	\$ 1,191,075.22
2-Negative Economic Impacts (Economic Recovery & Government Operation)	\$ 46,442,801.50	\$ 35,453,590.75	\$ 5,457,766.64
3-Public Health-Negative Economic Impact Public Sector Capacity (Pandemic Response)	\$ 3,782,553.32	\$ 3,782,553.32	\$ 3,782,553.32
4-Premium Pay (Pandemic Response)	\$ 41,321,650.00	\$ 41,321,650.00	\$ 41,321,650.00
5-Infrastructure (Economic Recovery)	\$ 47,471,818.00	\$ 27,727,126.03	\$ 17,328,722.31
6-Revenue Replacement (Pandemic Response, Economic Recovery, and Government Operation)	\$ 275,751,261.00	\$ 232,925,701.50	\$ 96,405,482.53
7-Administrative and Other (Economic Recovery & Government Operation)	\$ 6,585,871.18	\$ 6,136,772.92	\$ 3,212,442.12



**San Bernardino County - American Rescue Plan Act  
Quarterly Project and Expenditure Report to U.S. Treasury**

Project Expenditure Category Group	Adopted Budget	Total Obligations	Total Expenditures
Pandemic Response	\$164,964,470.31	\$154,341,906.04	\$53,909,974.84
Economic Recovery	\$136,422,200.50	\$77,999,448.30	\$25,333,913.91
Government Operation	\$122,069,284.19	\$117,106,040.18	\$89,455,803.39



**San Bernardino County - American Rescue Plan Act  
Quarterly Project and Expenditure Report to U.S. Treasury**

