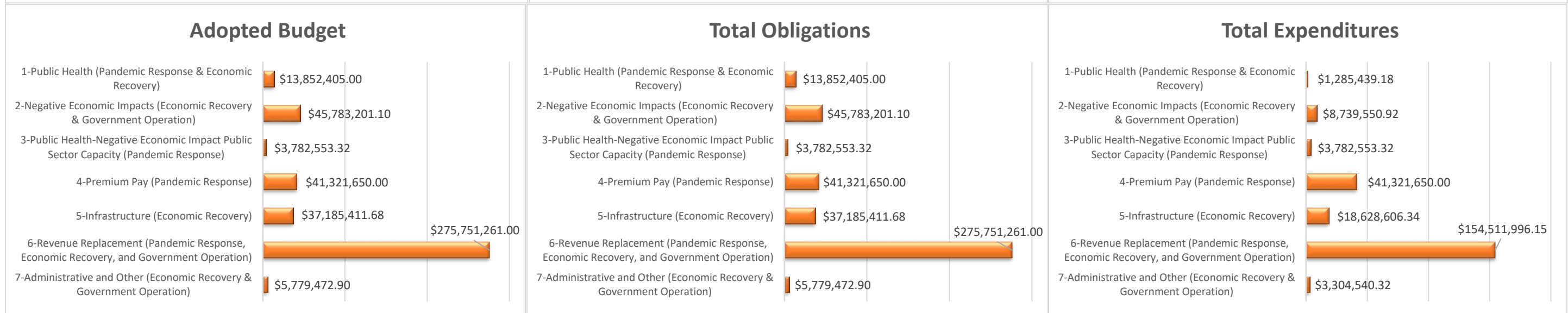
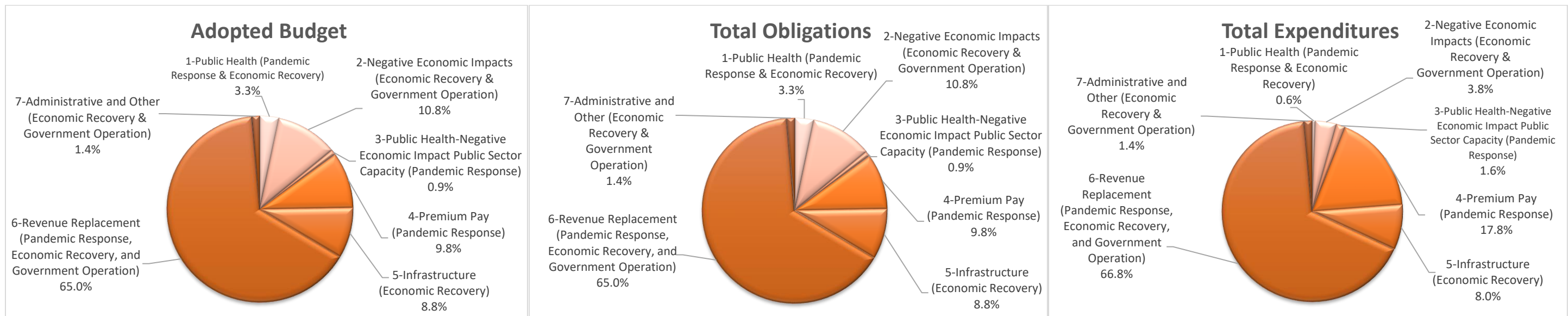


**San Bernardino County - American Rescue Plan Act
Quarterly Project and Expenditure Report to U.S. Treasury**

Report 13 (Quarter 4) – October 1, 2024 – December 31, 2024:

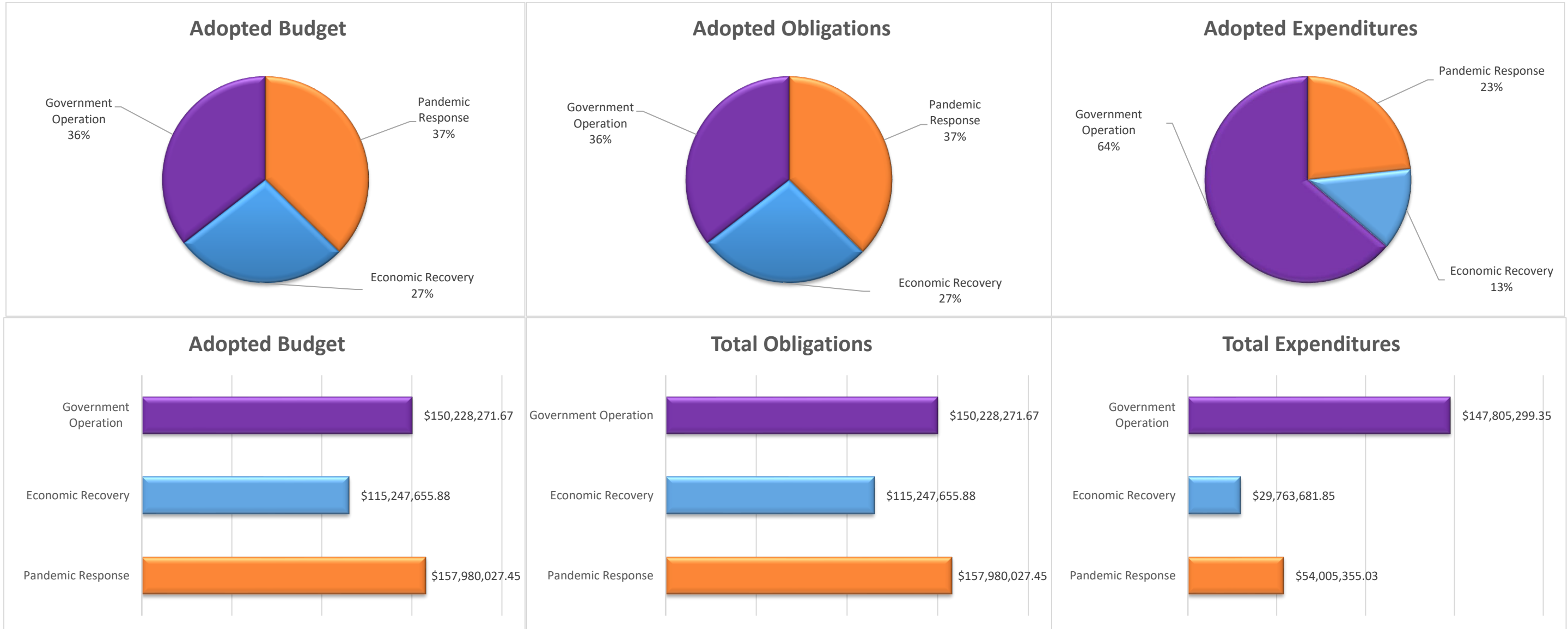
- **Total Number of Projects:** 97
- **Adopted Budget:** \$423,455,955.00
- **Total Obligations:** \$423,455,955.00
- **Total Expenditure:** \$231,574,336.23

Project Expenditure Category Group	Adopted Budget	Total Obligations	Total Expenditures
1-Public Health (Pandemic Response & Economic Recovery)	\$ 13,852,405.00	\$ 13,852,405.00	\$ 1,285,439.18
2-Negative Economic Impacts (Economic Recovery & Government Operation)	\$ 45,783,201.10	\$ 45,783,201.10	\$ 8,739,550.92
3-Public Health-Negative Economic Impact Public Sector Capacity (Pandemic Response)	\$ 3,782,553.32	\$ 3,782,553.32	\$ 3,782,553.32
4-Premium Pay (Pandemic Response)	\$ 41,321,650.00	\$ 41,321,650.00	\$ 41,321,650.00
5-Infrastructure (Economic Recovery)	\$ 37,185,411.68	\$ 37,185,411.68	\$ 18,628,606.34
6-Revenue Replacement (Pandemic Response, Economic Recovery, and Government Operation)	\$ 275,751,261.00	\$ 275,751,261.00	\$ 154,511,996.15
7-Administrative and Other (Economic Recovery & Government Operation)	\$ 5,779,472.90	\$ 5,779,472.90	\$ 3,304,540.32



**San Bernardino County - American Rescue Plan Act
Quarterly Project and Expenditure Report to U.S. Treasury**

Project Expenditure Category Group	Adopted Budget	Total Obligations	Total Expenditures
Pandemic Response	\$157,980,027.45	\$157,980,027.45	\$54,005,355.03
Economic Recovery	\$115,247,655.88	\$115,247,655.88	\$29,763,681.85
Government Operation	\$150,228,271.67	\$150,228,271.67	\$147,805,299.35



**San Bernardino County - American Rescue Plan Act
Quarterly Project and Expenditure Report to U.S. Treasury**

