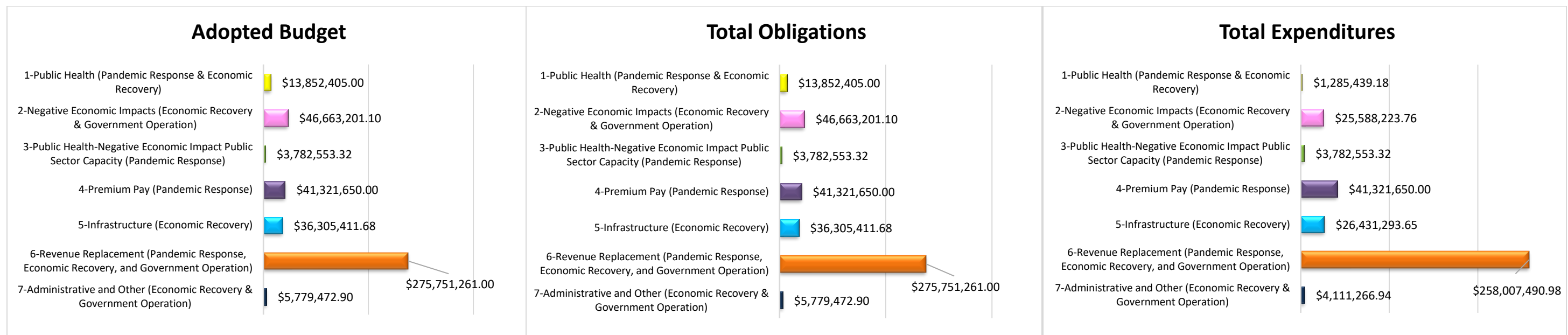
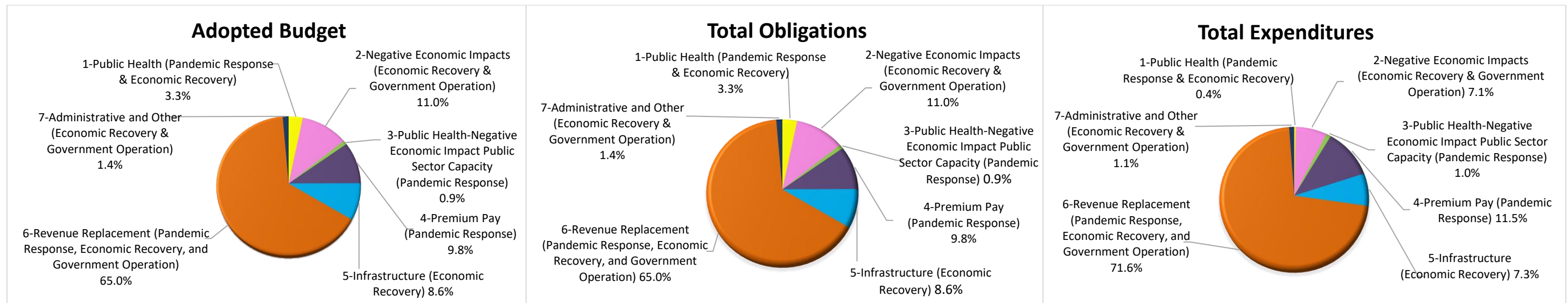


San Bernardino County - American Rescue Plan Act Quarterly Project and Expenditure Report to U.S. Treasury

Report 18 (Quarter 1): January 1, 2026 – March 31, 2026

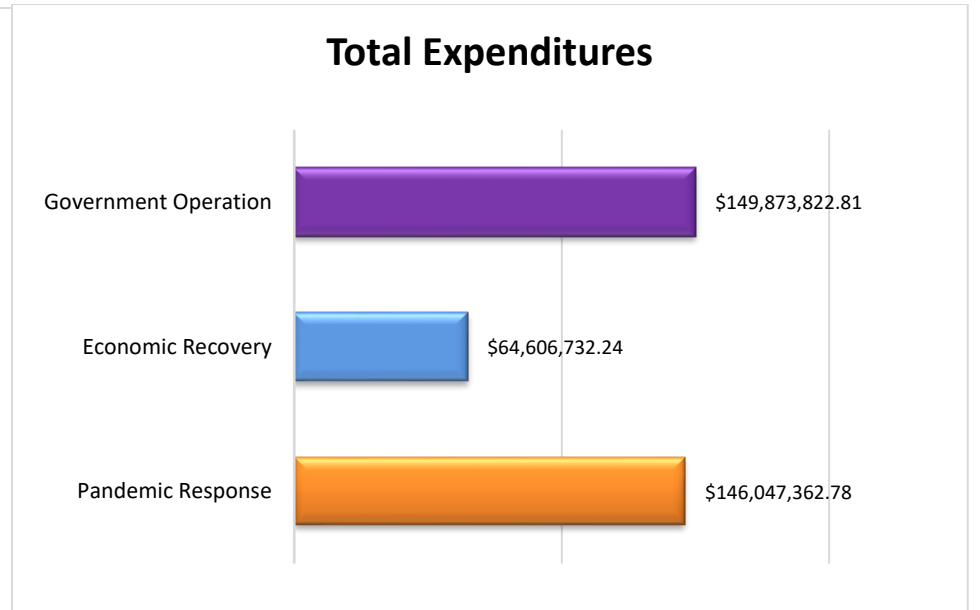
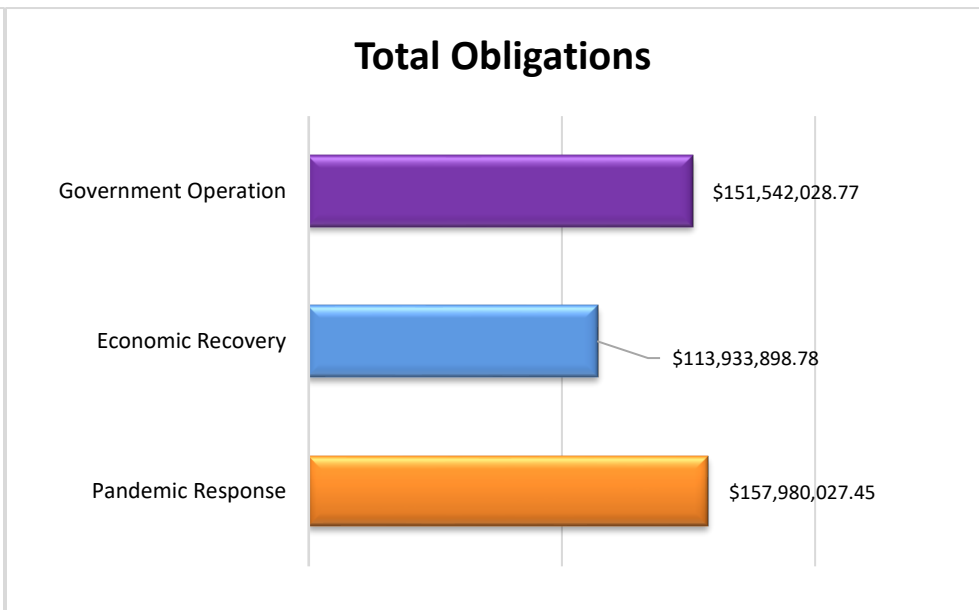
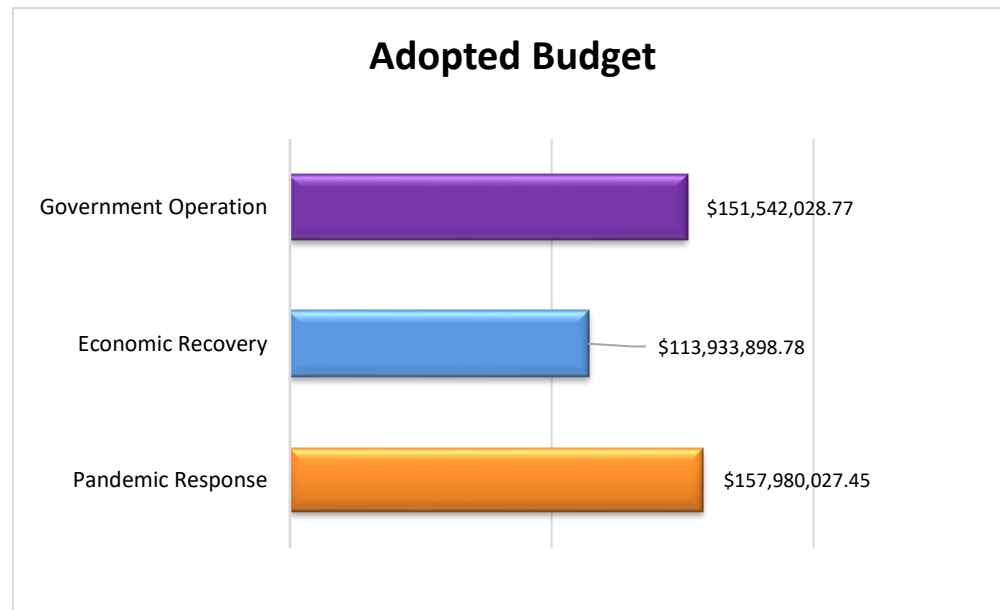
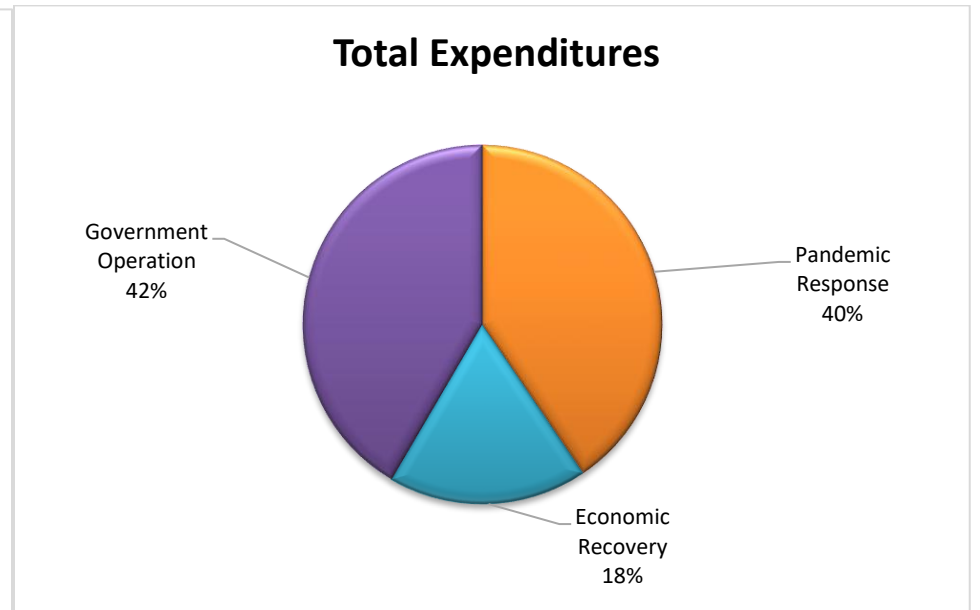
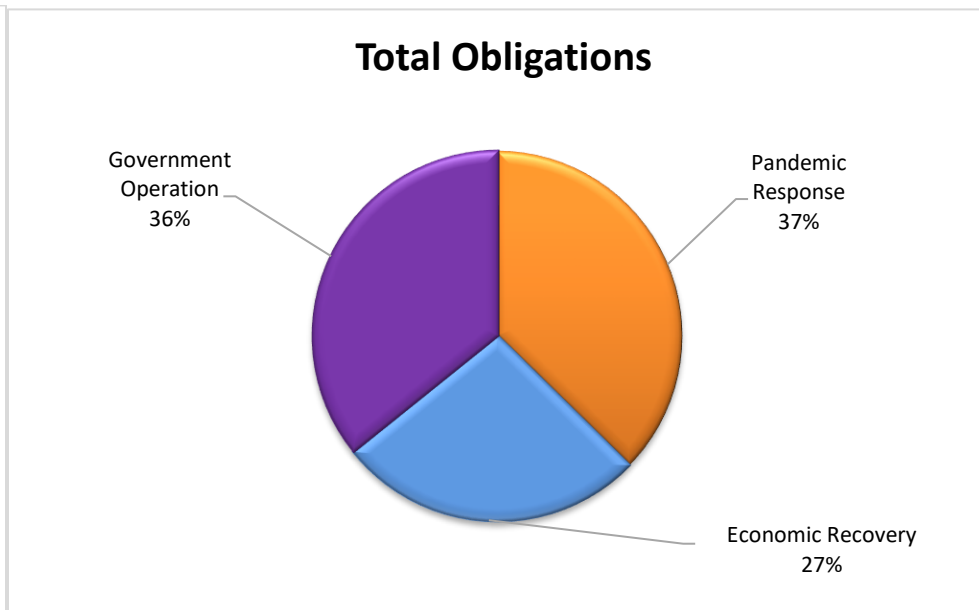
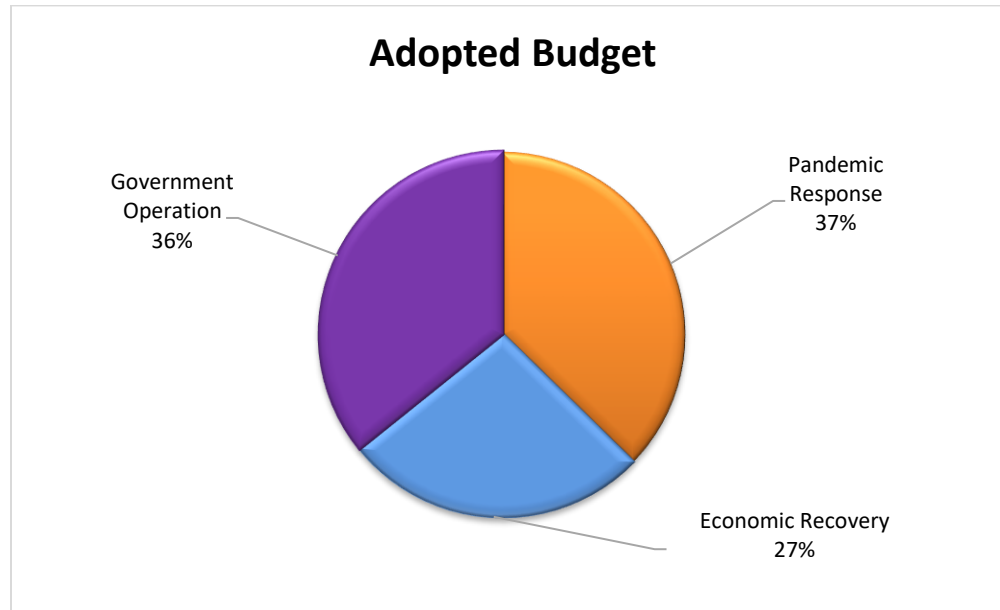
- **Total Number of Projects:** 96
- **Adopted Budget:** \$423,455,955.00
- **Total Obligations:** \$423,455,955.00
- **Total Expenditure:** \$360,527,917.83

Project Expenditure Category Group	Adopted Budget	Total Obligations	Total Expenditures
1-Public Health (Pandemic Response & Economic Recovery)	\$13,852,405.00	\$ 13,852,405.00	\$1,285,439.18
2-Negative Economic Impacts (Economic Recovery & Government Operation)	\$46,663,201.10	\$46,663,201.10	\$25,588,223.76
3-Public Health-Negative Economic Impact Public Sector Capacity (Pandemic Response)	\$3,782,553.32	\$ 3,782,553.32	\$3,782,553.32
4-Premium Pay (Pandemic Response)	\$41,321,650.00	\$ 41,321,650.00	\$41,321,650.00
5-Infrastructure (Economic Recovery)	\$36,305,411.68	\$36,305,411.68	\$26,431,293.65
6-Revenue Replacement (Pandemic Response, Economic Recovery, and Government Operation)	\$275,751,261.00	\$275,751,261.00	\$258,007,490.98
7-Administrative and Other (Economic Recovery & Government Operation)	\$5,779,472.90	\$5,779,472.90	\$4,111,266.94



**San Bernardino County - American Rescue Plan Act
Quarterly Project and Expenditure Report to U.S. Treasury**

Spending Plan Category Group	Adopted Budget	Total Obligations	Total Expenditures
Government Operation	\$151,542,028.77	\$151,542,028.77	\$149,873,822.81
Economic Recovery	\$113,933,898.78	\$113,933,898.78	\$64,606,732.24
Pandemic Response	\$157,980,027.45	\$157,980,027.45	\$146,047,362.78



**San Bernardino County - American Rescue Plan Act
Quarterly Project and Expenditure Report to U.S. Treasury**

