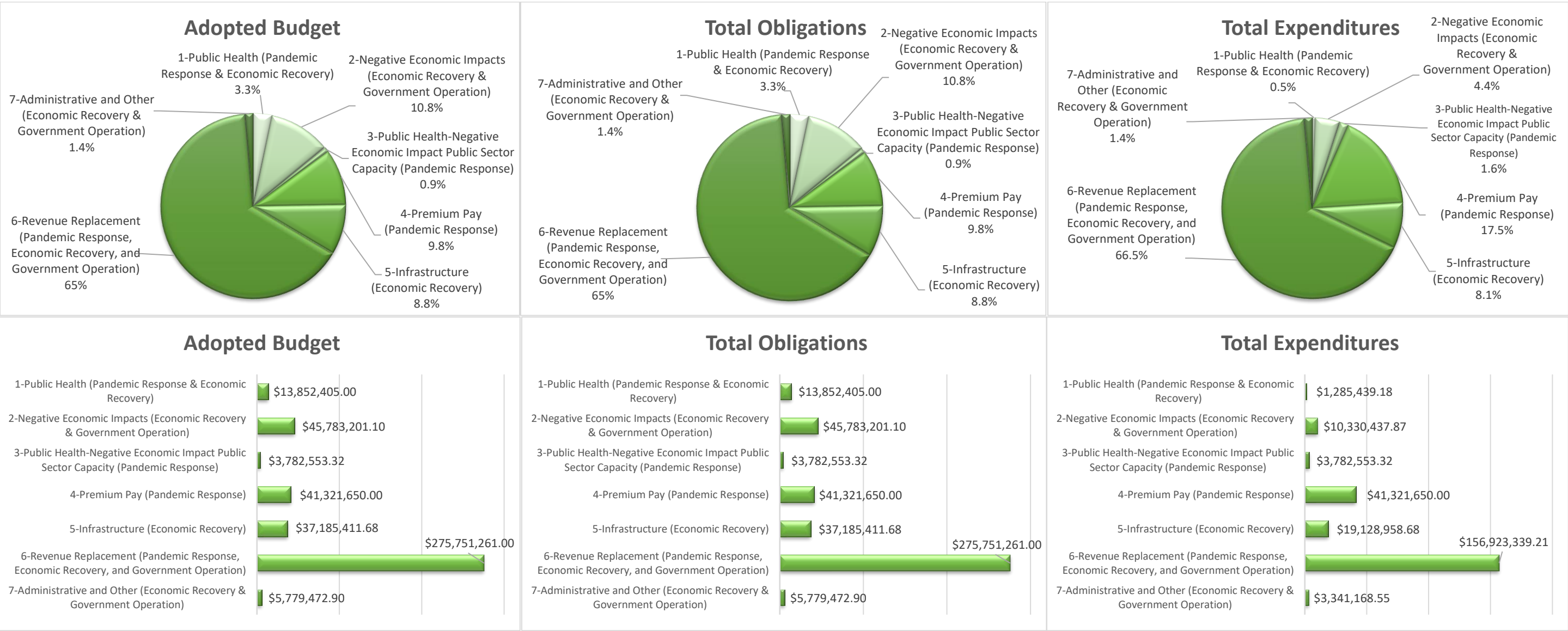


San Bernardino County - American Rescue Plan Act
Quarterly Project and Expenditure Report to U.S. Treasury

Report 14 (Quarter 1) – January 1, 2025 – March 31, 2025:

- **Total Number of Projects:** 97
- **Adopted Budget:** \$423,455,955.00
- **Total Obligations:** \$423,455,955.00
- **Total Expenditure:** \$236,113,546.81

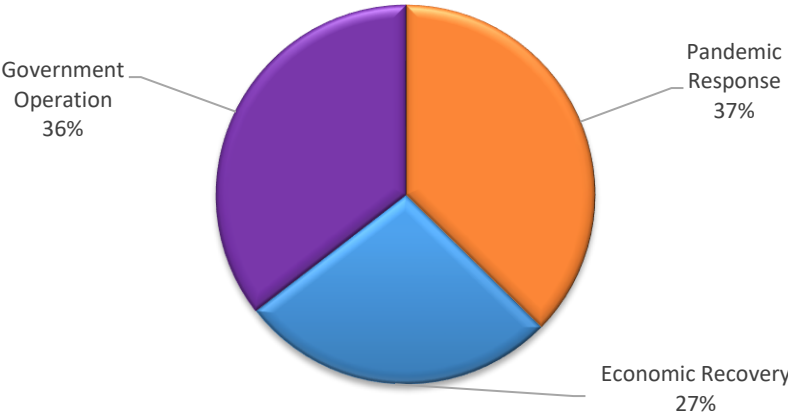
Project Expenditure Category Group	Adopted Budget	Total Obligations	Total Expenditures
1-Public Health (Pandemic Response & Economic Recovery)	\$13,852,405.00	\$13,852,405.00	\$1,285,439.18
2-Negative Economic Impacts (Economic Recovery & Government Operation)	\$45,783,201.10	\$45,783,201.10	\$10,330,437.87
3-Public Health-Negative Economic Impact Public Sector Capacity (Pandemic Response)	\$3,782,553.32	\$3,782,553.32	\$3,782,553.32
4-Premium Pay (Pandemic Response)	\$41,321,650.00	\$41,321,650.00	\$41,321,650.00
5-Infrastructure (Economic Recovery)	\$37,185,411.68	\$37,185,411.68	\$19,128,958.68
6-Revenue Replacement (Pandemic Response, Economic Recovery, and Government Operation)	\$275,751,261.00	\$275,751,261.00	\$156,923,339.21
7-Administrative and Other (Economic Recovery & Government Operation)	\$5,779,472.90	\$5,779,472.90	\$3,341,168.55



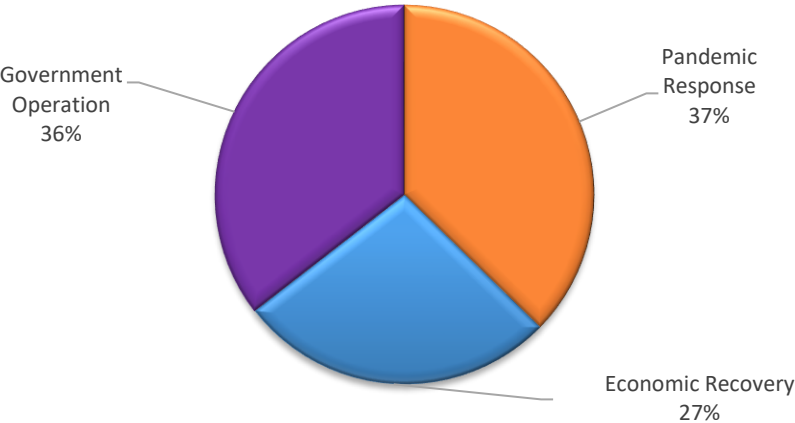
San Bernardino County - American Rescue Plan Act
Quarterly Project and Expenditure Report to U.S. Treasury

Project Expenditure Category Group	Adopted Budget	Total Obligations	Total Expenditures
Government Operation	\$150,228,271.67	\$150,228,271.67	\$147,841,927.58
Economic Recovery	\$115,247,655.88	\$115,247,655.88	\$34,266,264.20
Pandemic Response	\$157,980,027.45	\$157,980,027.45	\$54,005,355.03

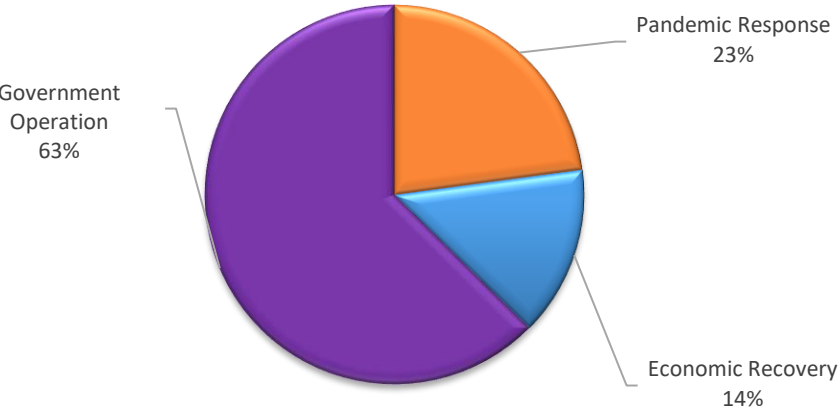
Adopted Budget



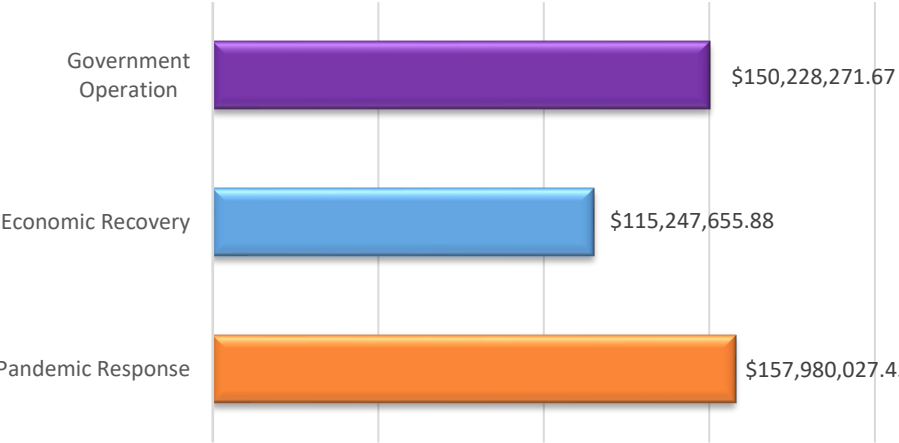
Adopted Obligations



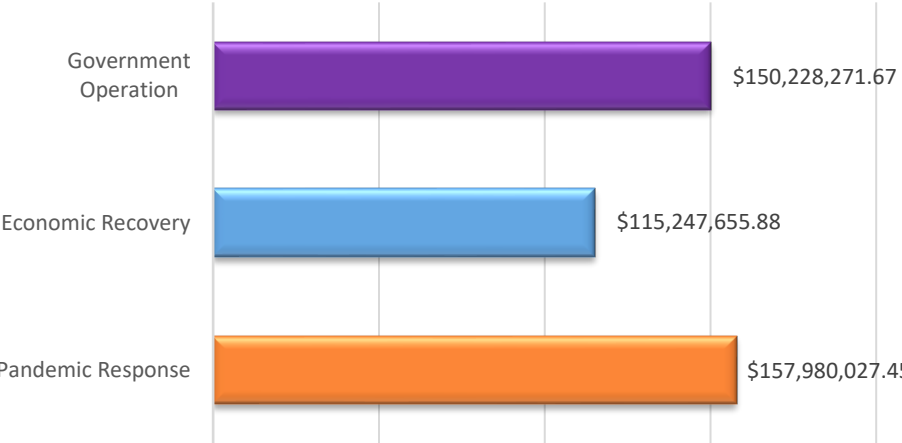
Adopted Expenditures



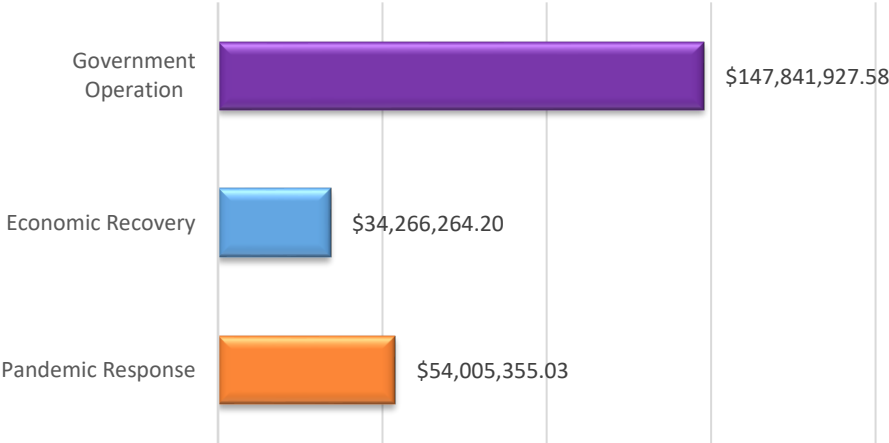
Adopted Budget



Total Obligations



Total Expenditures



San Bernardino County - American Rescue Plan Act
Quarterly Project and Expenditure Report to U.S. Treasury

